



lenteboekje

van: _____



Werkblad - evenveel

1 2 3



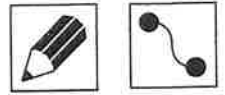
Waar zijn precies genoeg eieren voor het aantal kuikens? Zet een kruisje.

Werkblad - te weinig

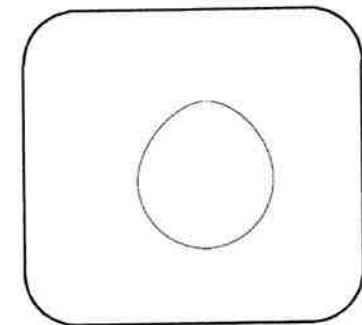

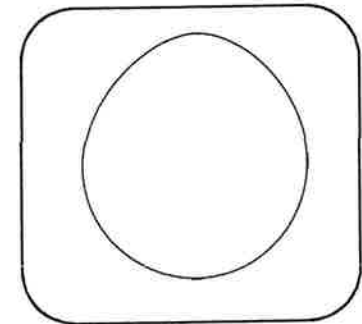

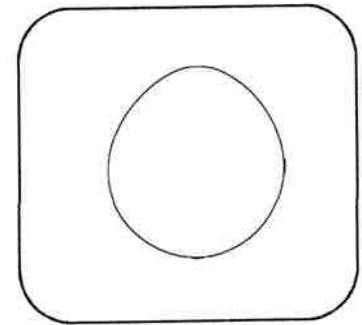
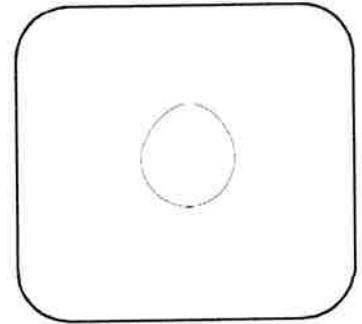

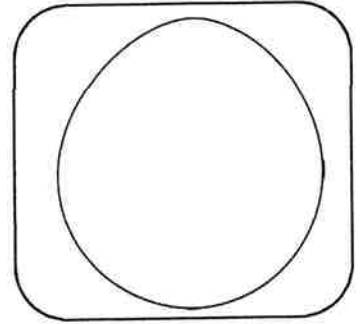



Waar zijn te weinig eieren voor het aantal kuikens? Zet een kruisje.

Werkblad meten en vergelijken



Van welke kip is het ei? Trek een lijn.




Werkblad tellen



Hoeveel eieren heeft de vogel gelegd?
Tel en trek een lijn naar het juiste getal.



• 4



• 5




• 8



• 6




• 9




• 7


Werkblad tellen




Tel en kleur net zoveel rondjes.




○	○	○	○	○
○	○	○	○	○




○	○	○	○	○
○	○	○	○	○




○	○	○	○	○
○	○	○	○	○



○	○	○	○	○
○	○	○	○	○

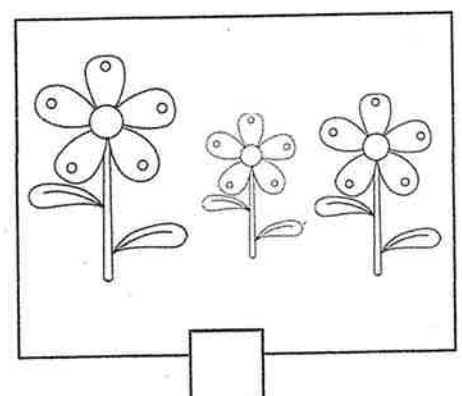

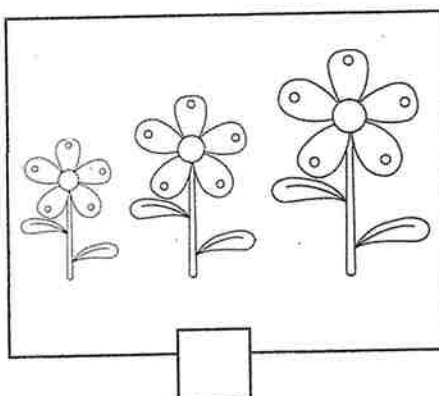

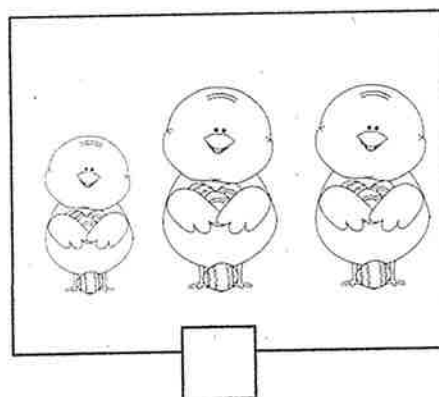









○	○	○	○	○
○	○	○	○	○



○	○	○	○	○
○	○	○	○	○









Waar zie je van groot naar klein? Zet een kruisje in dat hokje.



Werkblad tellen



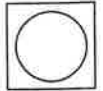
Tel de stippen op het lieveheersbeestje.






Werkblad letterkennis



?		
---	--	--



De l is van lente, maar ook van...
Zoek de woorden die beginnen met l.
Kleur ze of omcirkel ze.








kikker - lieveheersbeestje - leeuw - lolly - kuiken / kip - lamp - varken / big - lammetje - riem

Werkblad rijmen



Kijk naar de plaatjes. Er rijmt telkens iets uit de eerste rij op iets uit de tweede rij. Trek een lijn.




Werkblad auditieve analyse



m		
---	--	--

Hoeveel woordstukjes hoor je? Kleur evenveel rondjes als woordstukjes.



○	○	○	○
---	---	---	---



○	○	○	○
---	---	---	---




○	○	○	○
---	---	---	---



○	○	○	○
---	---	---	---




○	○	○	○
---	---	---	---



○	○	○	○
---	---	---	---



○	○	○	○
---	---	---	---




○	○	○	○
---	---	---	---




ei



lam



kip

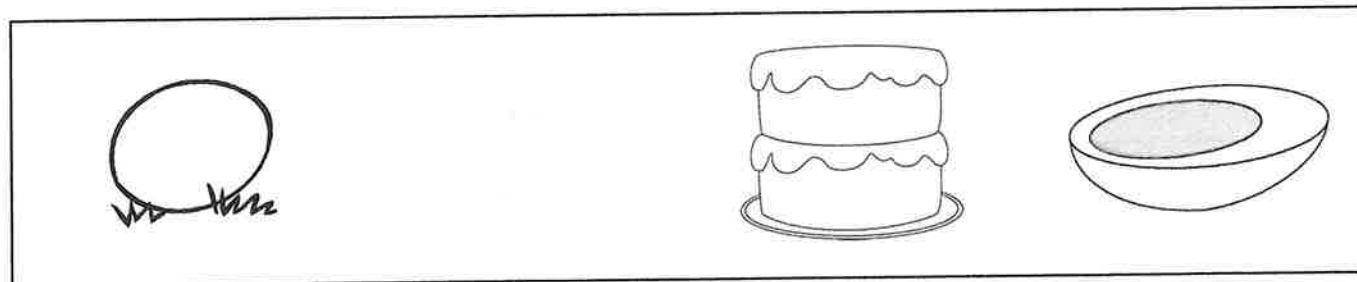
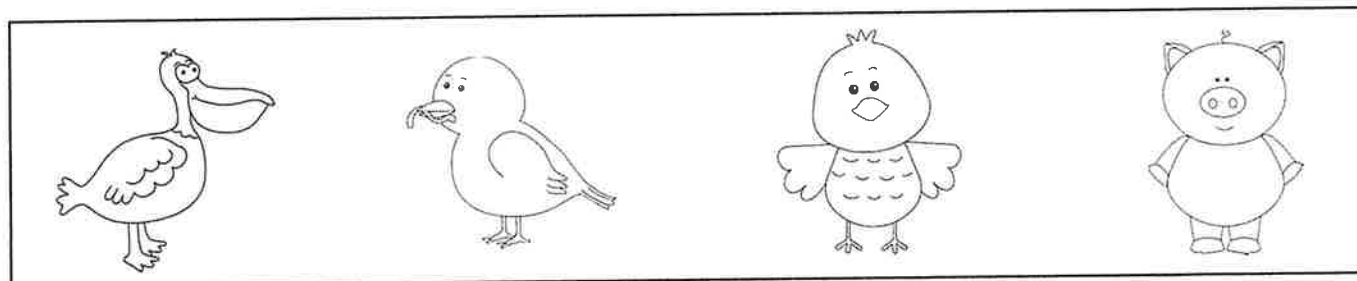





big

Werkblad classificeren




Wat hoort er niet bij? Zet er een cirkel om.




Werkblad letters




Kijk naar het woord. Zet een cirkel om de letters die dat woord maken.

kip 


d g
k
r i b
q o a
p z

nest 


s a
t 5
o g
m w p
e n

big 


k a
s r
e q p
k i t
b k d g

lam 

f
s t
o r l
k g i
j a m z


pot 


a d k
z u p t
k i j
o g u b a

vlinder 

i r k
u d e n
s t
m v l

Werkblad eieren seriëren



 De kip broedt haar eieren uit. Ze begint met het grootste ei en eindigt met het kleinste ei. Knip de plaatjes uit en plak ze op een strook papier. Plak de kip vooraan. Plak daarna de eieren op volgorde van groot naar klein op de strook. Eindig met het nest met kuikens.

